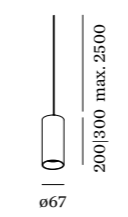




RAY

CEILING SUSPENDED



2.0 | 3.0 LED

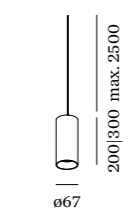
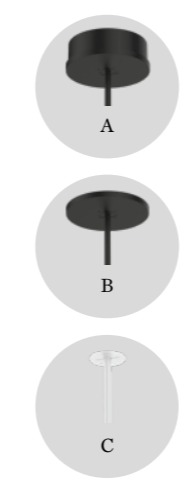
LED 6W | 220-240VAC | 50-60Hz
COB 3-step | incl. PS | phase-cut dim
aluminium powder coated
brushed

0.62 | 0.76kg | IP20 | 0.3°D | A 36°

2.0	CODE
200mm	
	217164W
	217164L
	217164G
	217164P
	217164B

3.0	CODE
300mm	
	217264W
	217264L
	217264G
	217264P
	217264B

LIGHT COLOUR	LUMEN CRI	CODE
2700K	420 >90	3
3000K	440 >90	5
1800-2850K	360 >95	9



2.0 | 3.0 PAR16

PAR16 max. 12W | GU10
100-240VAC | 50-60Hz
aluminium powder coated
brushed

0.54 | 0.68kg | IP20 | 0.3°D

2.0	CODE
200mm	
	217120W0
	217120L0
	217120G0
	217120P0
	217120B0

3.0	CODE
300mm	
	217220W0
	217220L0
	217220G0
	217220P0
	217220B0

OPTIONAL

PAR16 LED GU10 7W | phase-cut dim

	CODE
2700K white	901228W2
2700K black	901228B3
3000K white	901228W4
3000K black	901228B5

more lamps and specs on page 729

ALWAYS USE

A | Single suspension ceiling base round

	CODE
	90052022
	90052021

B | Single ceiling base semi recessed

	CODE
	90052026
	90052027

C | Invisible ceiling suspension

plasterkit | system - with fixation and adjustment

	CODE
	90015196
	90015195

multi suspension options on page 480

white luminaires come with a white cable; other colours are standard with black cable

alternative colour combinations on request