



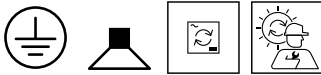

**PROJECT** \_\_\_\_\_

**TYPE** \_\_\_\_\_

**NOTES** \_\_\_\_\_

**QUANTITY** \_\_\_\_\_

**DATE** \_\_\_\_\_



Pendant rod suspension made from aluminium; can be cut and adjusted as desired max. 1950 mm; for ceiling surface mounting; surface Black Matt; powder coated, matt texture; RAL 9005; opal PMMA diffuser; PCB 3-step binning; phase-cut dim; light colour 3000 K; binning initial MacAdam  $\leq 3$  SDCM; CRI  $\geq 90$ ; CRI (Colour Rendering Index)  $\geq 90$ ; 220 - 240 V; degree of protection IP20; Class 1; driver included; light source replaceable by Wever & Ducré or by a professional with explicit authorization; control gear replaceable by end-user;

**GENERAL**

Ceiling \_\_\_\_\_

Surface \_\_\_\_\_

Black Matt \_\_\_\_\_

RAL 9005 <sup>a</sup> \_\_\_\_\_

IP20 \_\_\_\_\_

Interior \_\_\_\_\_

730 lm \_\_\_\_\_

CIE flux code: 11 35 66 50 100 \_\_\_\_\_

**LED**

3000 K \_\_\_\_\_

CRI  $\geq 90$  \_\_\_\_\_

L80 / 50000h \_\_\_\_\_

initial MacAdam  $\leq 3$  SDCM \_\_\_\_\_

**OPTICAL**

Opal \_\_\_\_\_

**ELECTRICAL**

phase-cut dim \_\_\_\_\_

220 - 240 V \_\_\_\_\_

system 7.3 W \_\_\_\_\_

Class 1 \_\_\_\_\_

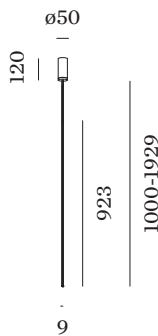
**PHYSICAL**

diameter 9 mm \_\_\_\_\_

height 1000 mm \_\_\_\_\_

0.43 kg \_\_\_\_\_

<sup>a</sup> Colour may deviate slightly due to production conditions.



[174284B5] The technical data represent rated values for an ambient temperature of 25°C. The data values for the luminous flux are initially subject to a tolerance of +/- 10%, those for the electrical connected load are initially subject to a tolerance of +/- 10%, and those for the colour temperature are initially subject to a tolerance of +/- 150 K. No liability is assumed for typographical or printing errors. The general terms and conditions of Wever & Ducré BV apply.



**Maintenance Factor**

Operating Time [h]	10.000	20.000	30.000	40.000	50.000
LLMF	0.98	0.96	0.94	0.93	0.91
LSF	1	1	1	1	1

MF	$LMF \times RSMF \times LLMF \times LSF$	RSMF <sup>a</sup>	Room Surface Maintenance Factor
MF	Maintenance Factor	LLMF	Lamp Lumens Maintenance Factor
LMF <sup>a</sup>	Luminaire Maintenance Factor	LSF	Lamp Survival Factor

<sup>a</sup>According to "CIE 97, Maintenance of indoor electric lighting systems", 2005, ISBN 3-900-734-34-8. The values must be determined by the planner.

**MOUNTING ACCESSORIES**

**FINLIN Cover Plate Adapter**

Type	Colour	Ø·H (MM)	Item number
for concrete housings	Black	100·3	900194B0