



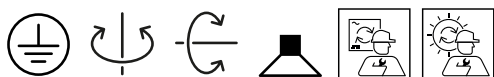
PROJECT

TYPE

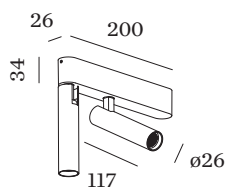
NOTES

QUANTITY

DATE



Ceiling surface luminaire with 2 spotlights; made from die-cast aluminium; surface Black Matt + Aluminium; powder coated; matt texture + wet painted; brushed; RAL 9011; with COB (Chip on Board) technology for maximum efficiency; phase-cut dim; light colour 2700 K; ≤ 2 SDCM (initial MacAdam); CRI ≥ 90 ; beam angle 30°; 350° rotatable and 90° tiltable; degree of protection IP20; Class 1; driver included; light source replaceable by Wever & Ducré or by a professional with explicit authorization; control gear replaceable by an authorized professional;



LUMINAIRE

Ceiling
Surface
tilt max 90 °
rotation 350 °
Black Matt + Aluminium
RAL 9011 ^a
IP20
Interior
1090 lm

LED Module

2700 K
CRI ≥ 90
L80 / 50000h
 ≤ 2 SDCM (initial MacAdam)
543 lm
62 lm/W ^b

Optical

Medium (standard)
beam angle 30°
CIE flux code: 97 100 100 100
100

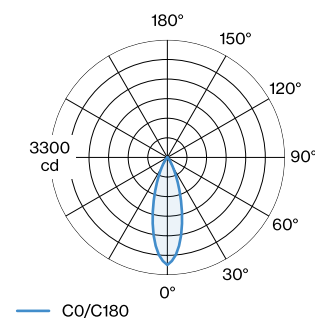
Electrical

phase-cut dim
220 - 240 V
system 17.5 W
Class I

Physical

length 200 mm
width 26 mm
height 117 mm
0.42 kg

LIGHT DISTRIBUTION



^a Colour may deviate slightly due to production conditions

^b Without electrical and optical losses



CONE DIAGRAM

medium (standard) 31°

h (m)	E0° (lx)	ø (m)
1	1510	0.56
2	380	1.12
3	170	1.67
4	90	2.23
5	60	2.79