



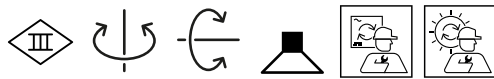
**PROJECT** \_\_\_\_\_

**TYPE** \_\_\_\_\_

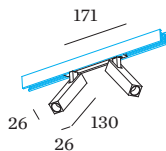
**NOTES** \_\_\_\_\_

**QUANTITY** \_\_\_\_\_

**DATE** \_\_\_\_\_



48V track spotlight made from die-cast aluminium; surface White Matt + Gold; powder coated; matt texture; polycarbonate track adapter in Pure White; snoot in Gold; spotlight head 360° rotatable and 90° tiltable; beam angle 23°; with COB (Chip on Board) technology for maximum efficiency; non dim; light colour 3000 K; binning initial MacAdam ≤ 2 SDCM; CRI ≥ 90; 48 V; degree of protection IP20; Class 3; light source replaceable by Wever & Ducré or by a professional with explicit authorization; control gear replaceable by an authorized professional;



**GENERAL**

Ceiling \_\_\_\_\_  
 Track \_\_\_\_\_  
 tilt max 90 ° \_\_\_\_\_  
 rotation 360 ° \_\_\_\_\_  
 White Matt + Gold \_\_\_\_\_  
 IP20 \_\_\_\_\_  
 Interior \_\_\_\_\_  
 CIE flux code: 93 99 100 100 100 \_\_\_\_\_

**LED**

3000 K \_\_\_\_\_  
 CRI ≥ 90 \_\_\_\_\_  
 L80 / 50000 h \_\_\_\_\_  
 initial MacAdam ≤ 2 SDCM \_\_\_\_\_

**OPTICAL**

Standard \_\_\_\_\_  
 beam angle 23° \_\_\_\_\_

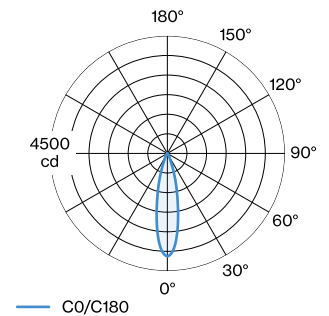
**ELECTRICAL**

non dim \_\_\_\_\_  
 48 V \_\_\_\_\_  
 inset 9.2 W \_\_\_\_\_  
 total insets 18.4 W \_\_\_\_\_  
 Class 3 \_\_\_\_\_

**PHYSICAL**

length 26 mm \_\_\_\_\_  
 width 26 mm \_\_\_\_\_  
 height 130 mm \_\_\_\_\_  
 0.44 kg \_\_\_\_\_  
 adapter 171 mm \_\_\_\_\_  
 incl. Strex 48 V track adapter \_\_\_\_\_

**LIGHT DISTRIBUTION**





## CONE DIAGRAM

standard 23°

h (m)	E0° (lx)	ø (m)
1	1970	0.41
2	490	0.83
3	220	1.24
4	120	1.66
5	80	2.07

## Maintenance Factor

Operating Time [h]	10.000	20.000	30.000	40.000	50.000
LLMF	0.96	0.92	0.88	0.85	0.81
LSF	1	1	1	1	1

MF  $LMF \times RSMF \times LLMF \times LSF$

MF Maintenance Factor

LMF<sup>a</sup> Luminaire Maintenance Factor

RSMF<sup>a</sup> Room Surface Maintenance Factor

LLMF Lamp Lumens Maintenance Factor

LSF Lamp Survival Factor

<sup>a</sup>According to "CIE 97, Maintenance of indoor electric lighting systems", 2005, ISBN 3-900-734-34-8. The values must be determined by the planner.

## TRACK ACCESSORIES

### Blank Cover 2m

Type	Colour	L·W·H (MM)	Item number
STREX system	Black	2000·18·3	911002B0
STREX system	White	2000·18·3	911002W0

### Connector

Type	Colour	L·H (MM)	Item number
STREX system	White	105·18	90014196
STREX system	Black	105·18	90014197

### DALI Selv Device

Type	L·W·H (MM)	Item number
STREX system	213·37·25	90019193

### End Cap

Type	Colour	L·W·H (MM)	Item number
STREX system   surface/suspended	White	26·2.5·29	90014147
STREX system   surface/suspended	Black	26·2.5·29	90014148
STREX system   recessed	White	37·10·27	90014149
STREX system   recessed	Black	37·10·27	90014150
STREX system   surface/suspended	Champagne	26·2.5·29	90014347
STREX system   surface/suspended	Bronze	26·2.5·29	90014348


**L-Connector**

Type	Colour	L·W·H (MM)	Item number
STREX system   surface/suspended	White	105-105-19	90014198
STREX system   surface/suspended	Black	105-105-19	90014199
STREX system   recessed	White	105-105-19	90014251
STREX system   recessed	Black	105-105-19	90014252
STREX system   surface/suspended	Champagne + Black	105-105-19	90014398
STREX system   surface/suspended	Bronze + Black	105-105-19	90014399

**L-Connector non-electrical**

Type	Colour	L·W·H (MM)	Item number
STREX system   recessed	White	105-105-19	90014256
STREX system   recessed	Black	105-105-19	90014257
STREX system   surface	White	105-105-19	90014258
STREX system   surface	Black	105-105-19	90014259
STREX system   surface	Champagne + Black	105-105-19	90014458
STREX system   surface	Bronze + Black	105-105-19	90014459

**Mounting Bracket**

Type	Item number
STREX system   recessed	90014193

**Power Feed**

Type	Colour	L·H (MM)	Item number
STREX system	Black	112-18	90014154

**Suspension Set**

Type	Colour	L·W·H (MM)	Item number
STREX system   1.5m   suspended	Stainless Steel	80-23-1500	90014160
STREX system   3.0m   suspended	Stainless Steel	80-23-3000	90014161
STREX system   1.5m   suspended	Black	80-23-1500	90014274
STREX system   3.0m   suspended	Black	80-23-3000	90014275

**T-Connector**

Type	Colour	L·W·H (MM)	Item number
STREX system   surface	White	275-146-18	90014292
STREX system   surface	Black	275-146-18	90014293

**X-Connector**

Type	Colour	L·W·H (MM)	Item number
STREX system   surface	Black	275-275-18	90014294
STREX system   surface	White	275-275-18	90014295

**ELECTRICAL ACCESSORIES**
**Ceiling Driver 100W**

Type	Colour	L·W·H (MM)	Item number
STREX system   suspended	White	439-26-44	90014368
STREX system   suspended	Black	439-26-44	90014369

**Ceiling Driver 150W**

Type	Colour	L·W·H (MM)	Item number
STREX system   suspended	White	439-26-44	90014372
STREX system   suspended	Black	439-26-44	90014373


**Driver**

Type	Voltage	L·W·H (MM)	Item number
STREX system   100W	48V	350-30-18	90218901
STREX system   150W	48V	350-30-18	90218902
STREX system   250W	48V	400-40-22	90218903

**In Line Driver 100W**

Type	Colour	L·W·H (MM)	Item number
STREX system   suspended	White	439-26-44	90014360
STREX system   suspended	Black	439-26-44	90014361
STREX system   surface	White	439-26-44	90014366
STREX system   surface	Black	439-26-44	90014367

**In Line Driver 150W**

Type	Colour	L·W·H (MM)	Item number
STREX system   suspended	White	439-26-44	90014362
STREX system   suspended	Black	439-26-44	90014363
STREX system   surface	White	439-26-44	90014370
STREX system   surface	Black	439-26-44	90014371

**In Track Driver 100W**

Type	Colour	L·W·H (MM)	Item number
STREX system   surface	Black	438-16-18	90014143
STREX system   surface	White	438-16-18	90014144
STREX system   suspended	White	3000	90014157
STREX system   suspended	Black	3000	90014174
STREX system   surface	Black	468-26-29	90014176
STREX system   surface	White	468-26-29	90014178
STREX system   surface	Bronze + Black	468-26-29	90014376
STREX system   surface	Champagne + Black	468-26-29	90014378

**In Track Driver 250W**

Type	Colour	L·W·H (MM)	Item number
STREX system   surface	Black	408-16-18	90014145
STREX system   surface	White	408-16-18	90014146
STREX system   suspended	White	3000	90014158
STREX system   suspended	Black	3000	90014175
STREX system   surface	Black	438-26-29	90014177
STREX system   surface	White	438-26-29	90014179
STREX system   surface	Bronze + Black	438-26-29	90014377
STREX system   surface	Champagne + Black	438-26-29	90014379

**Power Feeder for Suspension**

Colour	Item number
Black Texture	90018000

**TRACKS**


**Track Profile 1m**

Type	Colour	L-W-H (MM)	Item number
STREX system   surface/suspended	White	1000-26-29	90014181
STREX system   custom cut   surface/suspended	White	200-999-26-29	90014181CC
STREX system   surface/suspended	Black	1000-26-29	90014182
STREX system   custom cut   surface/suspended	Black	200-999-26-29	90014182CC
STREX system   recessed	White	1000-37-33	90014187
STREX system   custom cut   recessed	White	200-999-37-33	90014187CC
STREX system   recessed	Black	1000-37-33	90014188
STREX system   custom cut   recessed	Black	200-999-37-33	90014188CC

**Track Profile 2m**

Type	Colour	L-W-H (MM)	Item number
STREX system   suspended indirect light	Black	2000-26-29	900140B5
STREX system   custom cut   suspended indirect light	Black	1000-1999-26-29	900140B5CC
STREX system   suspended indirect light	White	2000-26-29	900140W5
STREX system   custom cut   suspended indirect light	White	1000-1999-26-29	900140W5CC
STREX system   surface/suspended	White	2000-26-29	90014183
STREX system   custom cut   surface/suspended	White	1001-1999-26-29	90014183CC
STREX system   surface/suspended	Black	2000-26-29	90014184
STREX system   custom cut   surface/suspended	Black	1001-1999-26-29	90014184CC
STREX system   recessed	White	2000-37-33	90014189
STREX system   custom cut   recessed	White	1001-1999-37-33	90014189CC
STREX system   recessed	Black	2000-37-33	90014190
STREX system   custom cut   recessed	Black	1001-1999-37-33	90014190CC
STREX system   surface/suspended	Champagne	2000-26-29	90014383
STREX system   custom cut   surface/suspended	Champagne	1001-1999-26-29	90014383CC
STREX system   surface/suspended	Bronze	2000-26-29	90014384
STREX system   custom cut   surface/suspended	Bronze	1001-1999-26-29	90014384CC

**Track Profile 3m**

Type	Colour	L-W-H (MM)	Item number
STREX system   surface/suspended	White	3000-26-29	90014185
STREX system   custom cut   surface/suspended	White	2001-2999-26-29	90014185CC
STREX system   surface/suspended	Black	3000-26-29	90014186
STREX system   custom cut   surface/suspended	Black	2001-2999-26-29	90014186CC
STREX system   recessed	White	3000-37-33	90014191
STREX system   custom cut   recessed	White	2001-2999-37-33	90014191CC
STREX system   recessed	Black	3000-37-33	90014192
STREX system   custom cut   recessed	Black	2001-2999-37-33	90014192CC
STREX system   suspended indirect light	Black	3000-26-29	900141B5
STREX system   custom cut   suspended indirect light	Black	2001-2999-26-29	900141B5CC
STREX system   suspended indirect light	White	3000-26-29	900141W5
STREX system   custom cut   suspended indirect light	White	2001-2999-26-29	900141W5CC
STREX system   surface/suspended	Champagne	3000-26-29	90014385
STREX system   custom cut   surface/suspended	Champagne	2001-2999-26-29	90014385CC
STREX system   surface/suspended	Bronze	3000-26-29	90014386
STREX system   custom cut   surface/suspended	Bronze	2001-2999-26-29	90014386CC