



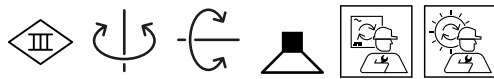
PROJECT

TYPE

NOTES

QUANTITY

DATE



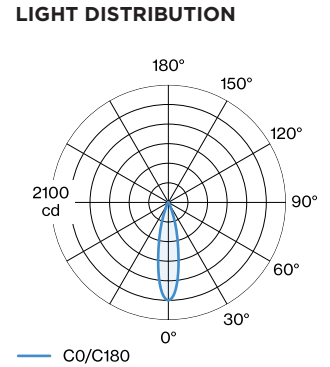
48V track spotlight made from die-cast aluminium; surface White Matt + Gold; powder coated; matt texture; polycarbonate track adapter in Pure White; snoot in Gold; spotlight head 360° rotatable and 90° tiltable; beam angle 23°; with COB (Chip on Board) technology for maximum efficiency; light colour 2700 K; binning initial MacAdam ≤ 2 SDCM; CRI ≥ 90; 48 V; degree of protection IP20; Class 3; light source replaceable by Wever & Ducré or by a professional with explicit authorization; control gear replaceable by an authorized professional;

GENERAL

Ceiling
Track
tilt max 90 °
rotation 360 °
White Matt + Gold
IP20
Interior
CIE flux code: 93 99 100 100 100

LED

2700 K
CRI ≥ 90
L80 / 50000 h
initial MacAdam ≤ 2 SDCM



OPTICAL

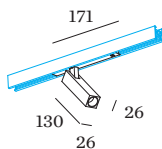
Standard
beam angle 23°

ELECTRICAL

DALI-2
48 V
inset 9.7 W
Class 3

PHYSICAL

length 26 mm
width 26 mm
height 130 mm
0.22 kg
adapter 171 mm
incl. Strex 48 V track adapter



[159445J3] The technical data represent rated values for an ambient temperature of 25°C. The data values for the luminous flux are initially subject to a tolerance of +/- 10%, those for the electrical connected load are initially subject to a tolerance of +/- 10%, and those for the colour temperature are initially subject to a tolerance of +/- 150 K. No liability is assumed for typographical or printing errors. The general terms and conditions of Wever & Ducré BV apply.



CONE DIAGRAM

standard 23°

h (m)	E0° (lx)	ø (m)
1	1750	0.41
2	440	0.83
3	190	1.24
4	110	1.66
5	70	2.07

Maintenance Factor

Operating Time [h]	10.000	20.000	30.000	40.000	50.000
LLMF	0.96	0.92	0.88	0.85	0.81
LSF	1	1	1	1	1

MF $LMF \times RSMF \times LLMF \times LSF$

MF Maintenance Factor

LMF^a Luminaire Maintenance Factor

RSMF^a Room Surface Maintenance Factor

LLMF Lamp Lumens Maintenance Factor

LSF Lamp Survival Factor

^aAccording to "CIE 97, Maintenance of indoor electric lighting systems", 2005, ISBN 3-900-734-34-8. The values must be determined by the planner.

TRACK ACCESSORIES

Blank Cover 2m

Type	Colour	L·W·H (MM)	Item number
STREX system	Black	2000·18·3	911002B0
STREX system	White	2000·18·3	911002W0

Connector

Type	Colour	L·H (MM)	Item number
STREX system	White	105·18	90014196
STREX system	Black	105·18	90014197

DALI Selv Device

Type	L·W·H (MM)	Item number
STREX system	213·37·25	90019193

End Cap

Type	Colour	L·W·H (MM)	Item number
STREX system surface/suspended	White	26·2.5·29	90014147
STREX system surface/suspended	Black	26·2.5·29	90014148
STREX system recessed	White	37·10·27	90014149
STREX system recessed	Black	37·10·27	90014150
STREX system surface/suspended	Champagne	26·2.5·29	90014347
STREX system surface/suspended	Bronze	26·2.5·29	90014348


L-Connector

Type	Colour	L·W·H (MM)	Item number
STREX system surface/suspended	White	105-105-19	90014198
STREX system surface/suspended	Black	105-105-19	90014199
STREX system recessed	White	105-105-19	90014251
STREX system recessed	Black	105-105-19	90014252
STREX system surface/suspended	Champagne + Black	105-105-19	90014398
STREX system surface/suspended	Bronze + Black	105-105-19	90014399

L-Connector non-electrical

Type	Colour	L·W·H (MM)	Item number
STREX system recessed	White	105-105-19	90014256
STREX system recessed	Black	105-105-19	90014257
STREX system surface	White	105-105-19	90014258
STREX system surface	Black	105-105-19	90014259
STREX system surface	Champagne + Black	105-105-19	90014458
STREX system surface	Bronze + Black	105-105-19	90014459

Mounting Bracket

Type	Item number
STREX system recessed	90014193

Power Feed

Type	Colour	L·H (MM)	Item number
STREX system	Black	112-18	90014154

Suspension Set

Type	Colour	L·W·H (MM)	Item number
STREX system 1.5m suspended	Stainless Steel	80-23-1500	90014160
STREX system 3.0m suspended	Stainless Steel	80-23-3000	90014161
STREX system 1.5m suspended	Black	80-23-1500	90014274
STREX system 3.0m suspended	Black	80-23-3000	90014275

T-Connector

Type	Colour	L·W·H (MM)	Item number
STREX system surface	White	275-146-18	90014292
STREX system surface	Black	275-146-18	90014293

X-Connector

Type	Colour	L·W·H (MM)	Item number
STREX system surface	Black	275-275-18	90014294
STREX system surface	White	275-275-18	90014295

ELECTRICAL ACCESSORIES
Ceiling Driver 100W

Type	Colour	L·W·H (MM)	Item number
STREX system suspended	White	439-26-44	90014368
STREX system suspended	Black	439-26-44	90014369

Ceiling Driver 150W

Type	Colour	L·W·H (MM)	Item number
STREX system suspended	White	439-26-44	90014372
STREX system suspended	Black	439-26-44	90014373



Driver Type	Voltage	L·W·H (MM)	Item number
STREX system 100W	48V	350-30-18	90218901
STREX system 150W	48V	350-30-18	90218902
STREX system 250W	48V	400-40-22	90218903

In Line Driver 100W

Type	Colour	L·W·H (MM)	Item number
STREX system suspended	White	439-26-44	90014360
STREX system suspended	Black	439-26-44	90014361
STREX system surface	White	439-26-44	90014366
STREX system surface	Black	439-26-44	90014367

In Line Driver 150W

Type	Colour	L·W·H (MM)	Item number
STREX system suspended	White	439-26-44	90014362
STREX system suspended	Black	439-26-44	90014363
STREX system surface	White	439-26-44	90014370
STREX system surface	Black	439-26-44	90014371

In Track Driver 100W

Type	Colour	L·W·H (MM)	Item number
STREX system surface	Black	438-16-18	90014143
STREX system surface	White	438-16-18	90014144
STREX system suspended	White	3000	90014157
STREX system suspended	Black	3000	90014174
STREX system surface	Black	468-26-29	90014176
STREX system surface	White	468-26-29	90014178
STREX system surface	Bronze + Black	468-26-29	90014376
STREX system surface	Champagne + Black	468-26-29	90014378

In Track Driver 250W

Type	Colour	L·W·H (MM)	Item number
STREX system surface	Black	408-16-18	90014145
STREX system surface	White	408-16-18	90014146
STREX system suspended	White	3000	90014158
STREX system suspended	Black	3000	90014175
STREX system surface	Black	438-26-29	90014177
STREX system surface	White	438-26-29	90014179
STREX system surface	Bronze + Black	438-26-29	90014377
STREX system surface	Champagne + Black	438-26-29	90014379

Power Feeder for Suspension

Colour	Item number
Black Texture	90018000

TRACKS


Track Profile 1m

Type	Colour	L-W-H (MM)	Item number
STREX system surface/suspended	White	1000-26-29	90014181
STREX system custom cut surface/suspended	White	200-999-26-29	90014181CC
STREX system surface/suspended	Black	1000-26-29	90014182
STREX system custom cut surface/suspended	Black	200-999-26-29	90014182CC
STREX system recessed	White	1000-37-33	90014187
STREX system custom cut recessed	White	200-999-37-33	90014187CC
STREX system recessed	Black	1000-37-33	90014188
STREX system custom cut recessed	Black	200-999-37-33	90014188CC

Track Profile 2m

Type	Colour	L-W-H (MM)	Item number
STREX system suspended indirect light	Black	2000-26-29	900140B5
STREX system custom cut suspended indirect light	Black	1000-1999-26-29	900140B5CC
STREX system suspended indirect light	White	2000-26-29	900140W5
STREX system custom cut suspended indirect light	White	1000-1999-26-29	900140W5CC
STREX system surface/suspended	White	2000-26-29	90014183
STREX system custom cut surface/suspended	White	1001-1999-26-29	90014183CC
STREX system surface/suspended	Black	2000-26-29	90014184
STREX system custom cut surface/suspended	Black	1001-1999-26-29	90014184CC
STREX system recessed	White	2000-37-33	90014189
STREX system custom cut recessed	White	1001-1999-37-33	90014189CC
STREX system recessed	Black	2000-37-33	90014190
STREX system custom cut recessed	Black	1001-1999-37-33	90014190CC
STREX system surface/suspended	Champagne	2000-26-29	90014383
STREX system custom cut surface/suspended	Champagne	1001-1999-26-29	90014383CC
STREX system surface/suspended	Bronze	2000-26-29	90014384
STREX system custom cut surface/suspended	Bronze	1001-1999-26-29	90014384CC

Track Profile 3m

Type	Colour	L-W-H (MM)	Item number
STREX system surface/suspended	White	3000-26-29	90014185
STREX system custom cut surface/suspended	White	2001-2999-26-29	90014185CC
STREX system surface/suspended	Black	3000-26-29	90014186
STREX system custom cut surface/suspended	Black	2001-2999-26-29	90014186CC
STREX system recessed	White	3000-37-33	90014191
STREX system custom cut recessed	White	2001-2999-37-33	90014191CC
STREX system recessed	Black	3000-37-33	90014192
STREX system custom cut recessed	Black	2001-2999-37-33	90014192CC
STREX system suspended indirect light	Black	3000-26-29	900141B5
STREX system custom cut suspended indirect light	Black	2001-2999-26-29	900141B5CC
STREX system suspended indirect light	White	3000-26-29	900141W5
STREX system custom cut suspended indirect light	White	2001-2999-26-29	900141W5CC
STREX system surface/suspended	Champagne	3000-26-29	90014385
STREX system custom cut surface/suspended	Champagne	2001-2999-26-29	90014385CC
STREX system surface/suspended	Bronze	3000-26-29	90014386
STREX system custom cut surface/suspended	Bronze	2001-2999-26-29	90014386CC