



PROJECT _____

TYPE _____

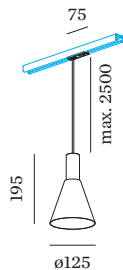
NOTES _____

QUANTITY _____

DATE _____



Suspended luminaire for 1-phase tracks made from die-cast aluminium; track adapter with height adjustable cable system; surface White Matt + Gold wet painted; matt texture; lamp socket GU10; lamp type PAR16; max. 12W; 100 - 240 V; degree of protection IP20; Class 1; lamp not included;



GENERAL

Ceiling _____
 Track Suspended _____
 White Matt + Gold _____
 IP20 _____
 Interior _____
 CIE flux code: 94 98 100 100 _____
 84 _____

LED

lamp PAR16 _____
 socket GU10 _____
 max. per socket 12.0 W _____
 CRI ≥ 90 _____

ELECTRICAL

incl. 1-phase Global track _____
 adapter _____
 100 - 240 V _____
 Class 1 _____

PHYSICAL

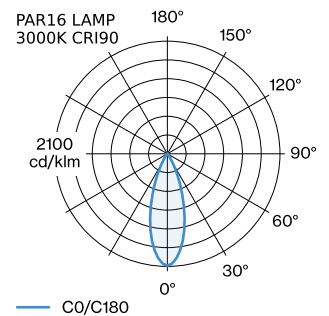
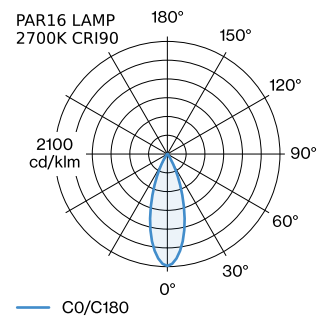
diameter 125 mm _____
 height 195 mm _____
 0.33 kg _____
 adapter 75 mm _____
 incl. 1-phase track adapter _____

MEASURED LAMPS

PAR16 LAMP 3000K CRI90 _____
 460 lm _____
 6.5 W _____

PAR16 LAMP 2700K CRI90 _____
 425 lm _____
 6.5 W _____

LIGHT DISTRIBUTION



[187420WGO] The technical data represent rated values for an ambient temperature of 25°C. The data values for the luminous flux are initially subject to a tolerance of +/- 10%, those for the electrical connected load are initially subject to a tolerance of +/- 10%, and those for the colour temperature are initially subject to a tolerance of +/- 150 K. No liability is assumed for typographical or printing errors. The general terms and conditions of Wever & Ducré BV apply.



MOUNTING ACCESSORIES

Adjustable Corner

Type	Colour	L·W·H (MM)	Item number
1-phase track	Black	81-81-20	90014041
1-phase track	White	81-81-20	90014042

X-Connector

Type	Colour	L·W·H (MM)	Item number
1-phase track	White	145-145-20	90014049
1-phase track	Black	145-145-20	90014050

TRACK ACCESSORIES

Coverplate End Feed

Type	Colour	L·W (MM)	Item number
1-phase track recessed	White	75-50	90014124
1-phase track recessed	Black	75-50	90014125

Coverplate I/L/T/X

Type	Colour	L·W (MM)	Item number
1-phase track recessed	White	100-100	90014126
1-phase track recessed	Black	100-100	90014127

End Cap

Type	Colour	L·W·H (MM)	Item number
1-phase track left/right	White	24-30-20	90014028
1-phase track left/right	Black	24-30-20	90014029

End Feed | left

Type	Colour	L·W·H (MM)	Item number
1-phase track	White	88-30-20	90014018
1-phase track	Black	88-30-20	90014019

End Feed | right

Type	Colour	L·W·H (MM)	Item number
1-phase track	White	88-30-20	90014020
1-phase track	Black	88-30-20	90014021

L-Connector

Type	Colour	L·W·H (MM)	Item number
1-phase track left	White	88-55-20	90014024
1-phase track left	Black	88-55-20	90014025
1-phase track right	White	88-55-20	90014026
1-phase track right	Black	88-55-20	90014027

Middle Feed

Type	Colour	L·W·H (MM)	Item number
1-phase track straight	White	145-30-20	90014036
1-phase track straight	Black	145-30-20	90014037

Mounting Bracket

Type	L·W·H (MM)	Item number
1-phase track recessed	35-59-35	90014100


Straight Connector

Type	Colour	L-H (MM)	Item number
1-phase track straight	White	65-17	90014022
1-phase track straight	Black	65-17	90014023

Suspension Set 1.5m

Type	Colour	Ø-H (MM)	Item number
1-phase track suspended	White	29-1500	90014101
1-phase track suspended	Black	29-1500	90014102

Suspension Set 3.0m

Type	Colour	Ø-H (MM)	Item number
1-phase track suspended	White	29-3000	90014103
1-phase track suspended	Black	29-3000	90014104

T-Connector 1.0

Type	Colour	L-W-H (MM)	Item number
1-phase track	White	145-55-20	90014010
1-phase track	Black	145-55-20	90014011

T-Connector 2.0

Type	Colour	L-W-H (MM)	Item number
1-phase track	White	145-55-20	90014012
1-phase track	Black	145-55-20	90014013

T-Connector 3.0

Type	Colour	L-W-H (MM)	Item number
1-phase track	White	145-55-20	90014014
1-phase track	Black	145-55-20	90014015

T-Connector 4.0

Type	Colour	L-W-H (MM)	Item number
1-phase track	White	145-55-20	90014016
1-phase track	Black	145-55-20	90014017

Track Adapter 1.0

Type	Colour	L-H (MM)	Item number
1-phase track	Black	85-45	90014043
1-phase track	White	85-45	90014044

ELECTRICAL ACCESSORIES
LED LAMPS

Colour	Item number
Black Texture	W901228B3
Black Texture	W901228B5

LAMPS


PAR16 LED Lamp

Type	Colour	Ø·H (MM)	Item number
2700K >90 CRI GU10	White	50·60	901228W3
3000K >90 CRI GU10	White	50·60	901228W5
2700K >80 CRI GU10	Silver	50·60	905227S2
3000K >80 CRI GU10	Silver	50·60	905227S4

TRACKS
Track Profile 1m

Type	Colour	L·W·H (MM)	Item number
1-phase track surface/suspended	White	1000·30·20	90014001
1-phase track surface/suspended	Black	1000·30·20	90014007
1-phase track recessed	White	1000·50·20	90014118
1-phase track recessed	Black	1000·50·20	90014119

Track Profile 2m

Type	Colour	L·W·H (MM)	Item number
1-phase track surface/suspended	White	2000·30·20	90014002
1-phase track surface/suspended	Black	2000·30·20	90014008
1-phase track recessed	White	2000·50·20	90014120
1-phase track recessed	Black	2000·50·20	90014121

Track Profile 3m

Type	Colour	L·W·H (MM)	Item number
1-phase track surface/suspended	White	3000·30·20	90014003
1-phase track surface/suspended	Black	3000·30·20	90014009
1-phase track recessed	White	3000·50·20	90014122
1-phase track recessed	Black	3000·50·20	90014123