



**PROJECT** \_\_\_\_\_

**TYPE** \_\_\_\_\_

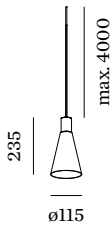
**NOTES** \_\_\_\_\_

**QUANTITY** \_\_\_\_\_

**DATE** \_\_\_\_\_



Ceiling suspended luminaire made from aluminium; surface Gold wet painted; matt texture; inclusive adjustable cable suspension max. 4000mm in Signal Black; lamp socket GU10; lamp type PAR16; max. 12W; 100 - 240 V; degree of protection IP20; Class 1; ceiling base not included;



**GENERAL**

Ceiling \_\_\_\_\_  
 Suspended \_\_\_\_\_  
 Gold \_\_\_\_\_  
 IP20 \_\_\_\_\_  
 Interior \_\_\_\_\_  
 CIE flux code: 94 98 100 100  
 76 \_\_\_\_\_

**LED**

lamp PAR16 \_\_\_\_\_  
 socket GU10 \_\_\_\_\_  
 max. per socket 12.0 W \_\_\_\_\_  
 CRI ≥ 90 \_\_\_\_\_

**ELECTRICAL**

100 - 240 V \_\_\_\_\_  
 Class 1 \_\_\_\_\_

**PHYSICAL**

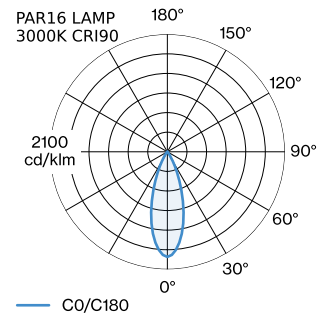
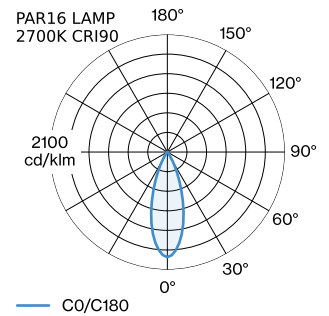
diameter 115 mm \_\_\_\_\_  
 height 235 mm \_\_\_\_\_  
 0.9 kg \_\_\_\_\_

**MEASURED LAMPS**

PAR16 LAMP 2700K CRI90 \_\_\_\_\_  
 350 lm \_\_\_\_\_  
 6.5 W \_\_\_\_\_

PAR16 LAMP 3000K CRI90 \_\_\_\_\_  
 365 lm \_\_\_\_\_  
 6.5 W \_\_\_\_\_

**LIGHT DISTRIBUTION**



[‘287520GGO’] The technical data represent rated values for an ambient temperature of 25°C. The data values for the luminous flux are initially subject to a tolerance of +/- 10%, those for the electrical connected load are initially subject to a tolerance of +/- 10%, and those for the colour temperature are initially subject to a tolerance of +/- 150 K. No liability is assumed for typographical or printing errors. The general terms and conditions of Wever & Ducré BV apply.


**MOUNTING ACCESSORIES**
**Cable Wall-Ceiling Bracket**

Colour	Ø·H (MM)	Item number
White	16·30	90019197
Black	16·30	90019198

**Hook**

Type	Colour	Ø·H (MM)	Item number
standard multi suspension hook	Black	3·83	90052024
standard multi suspension hook	White	3·83	90052025
optional multi suspension hook	Black	5·90	90052065
optional multi suspension hook	White	5·90	90052066
for cable 4.25-5.5mm diameter	White	15·35	90052079
for cable 4.25-5.5mm diameter	Black	15·35	90052080

**Invisible ceiling base**

Colour	L·W (MM)	Item number
Black	140·66	90015195
White	140·66	90015196

**Multiple base linear**

Type	Colour	L·W·H (MM)	Item number
up to max. 2 luminaires	White	600·30·45	90052007
up to max. 2 luminaires	Black	600·30·45	90052008
up to max. 3 luminaires	White	900·30·45	90052009
up to max. 3 luminaires	Black	900·30·45	90052010
up to max. 4 luminaires	White	1200·30·45	90052011
up to max. 4 luminaires	Black	1200·30·45	90052012
up to max. 5 luminaires	White	1500·30·45	90052013
up to max. 5 luminaires	Black	1500·30·45	90052014

**Multiple base round**

Type	Colour	Ø·H (MM)	Item number
up to max. 4 luminaires	White	123·44	90052005
up to max. 4 luminaires	Black	123·44	90052006
up to max. 8 luminaires	White	123·44	90052031
up to max. 8 luminaires	Black	123·44	90052032

**Semi recessed base**

Type	Colour	Ø·H (MM)	Item number
for shades without steel wire only	White	84·72	90052026
for shades without steel wire only	Black	84·72	90052027

**Single base**

Type	Colour	Ø·H (MM)	Item number
ceiling base round	Black	84·29	90052021
ceiling base round	White	84·29	90052022

**Wall Base**

Type	Colour	Ø·H (MM)	Item number
for 1 luminaire	White	82·32	90019195
for 1 luminaire	Black	82·32	90019196

**ELECTRICAL ACCESSORIES**

[287520GG0] The technical data represent rated values for an ambient temperature of 25°C. The data values for the luminous flux are initially subject to a tolerance of +/- 10%, those for the electrical connected load are initially subject to a tolerance of +/- 10%, and those for the colour temperature are initially subject to a tolerance of +/- 150 K. No liability is assumed for typographical or printing errors. The general terms and conditions of Wever & Ducré BV apply.

287520GG0



**LED LAMPS**

**Colour**

Black Texture  
Black Texture

**Item number**

W901228B3  
W901228B5

**LAMPS**

**PAR16 LED Lamp**

**Type**

2700K | >90 CRI | GU10  
3000K | >90 CRI | GU10  
2700K | >80 CRI | GU10  
3000K | >80 CRI | GU10

**Colour**

White  
White  
Silver  
Silver

**Ø·H (MM)**

50-60  
50-60  
50-60  
50-60

**Item number**

901228W3  
901228W5  
905227S2  
905227S4

**TRACK ACCESSORIES**

**Track Adapter 2.0**

**Type**

1-phase track  
1-phase track

**Colour**

White  
Black

**L·W·H (MM)**

80-24-26  
80-24-26

**Item number**

90014277  
90014278