



**PROJECT**

---

**TYPE**

---

**NOTES**

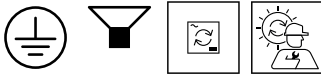

---

**QUANTITY**

---

**DATE**

---



Wall surface luminaire made from aluminium; surface Black Matt + Gold; wet painted, matt smooth; RAL 9005; opal PMMA diffuser; PCB 3-step binning; phase-cut dim; light colour 3000 K; binning initial MacAdam  $\leq 3$  SDCM; CRI  $\geq 90$ ; CRI (Colour Rendering Index)  $\geq 90$ ; 220 - 240 V; degree of protection IP20; Class 1; driver included; light source replaceable by Wever & Ducré or by a professional with explicit authorization; control gear replaceable by end-user;

**GENERAL**

Wall  
 Surface  
 Black Matt + Gold  
 RAL 9005 <sup>a</sup>  
 IP20  
 Interior  
 965 lm  
 CIE flux code: 11 35 66 50 100

**LED**

3000 K  
 CRI  $\geq 90$   
 L80 / 50000h  
 initial MacAdam  $\leq 3$  SDCM

**OPTICAL**

Opal

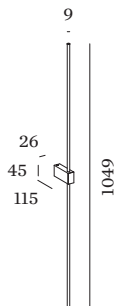
**ELECTRICAL**

phase-cut dim  
 220 - 240 V  
 system 10.2 W  
 Class 1

**PHYSICAL**

diameter 9 mm  
 height 1049 mm  
 0.18 kg

<sup>a</sup> Colour may deviate slightly due to production conditions.



[‘370684K5’] The technical data represent rated values for an ambient temperature of 25°C. The data values for the luminous flux are initially subject to a tolerance of +/- 10%, those for the electrical connected load are initially subject to a tolerance of +/- 10%, and those for the colour temperature are initially subject to a tolerance of +/- 150 K. No liability is assumed for typographical or printing errors. The general terms and conditions of Wever & Ducré BV apply.



## Maintenance Factor

Operating Time [h]	10.000	20.000	30.000	40.000	50.000
LLMF	0.98	0.96	0.94	0.93	0.91
LSF	1	1	1	1	1

$$MF = LMF \times RSMF \times LLMF \times LSF$$

MF Maintenance Factor

LMF<sup>a</sup> Luminaire Maintenance Factor

RSMF<sup>a</sup> Room Surface Maintenance Factor

LLMF Lamp Lumens Maintenance Factor

LSF Lamp Survival Factor

<sup>a</sup>According to "CIE 97, Maintenance of indoor electric lighting systems", 2005, ISBN 3-900-734-34-8. The values must be determined by the planner.

## MOUNTING ACCESSORIES

### Wall-/Base-Spacer

Type	Colour	L·W·H (MM)	Item number
FINLIN	Black	45-26-18	900195B0