



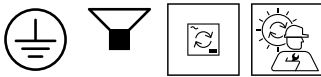
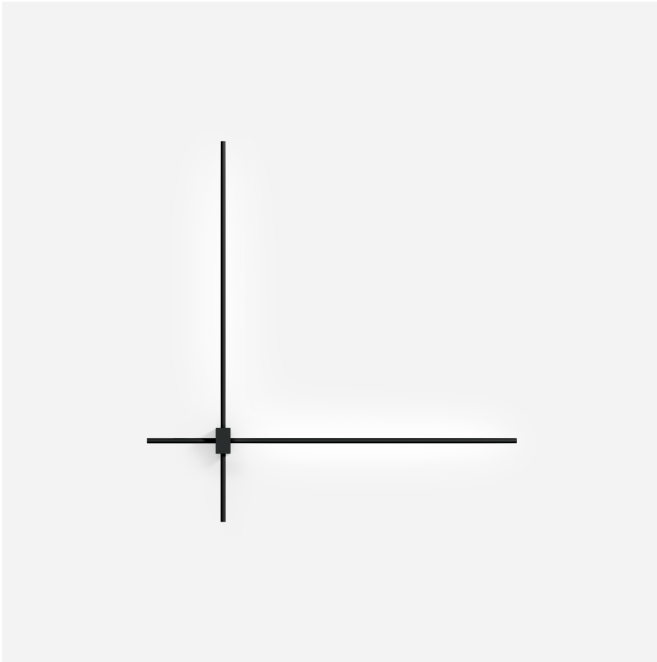
PROJECT _____

TYPE _____

NOTES _____

QUANTITY _____

DATE _____



Wall surface luminaire made from aluminium; surface Black Matt; powder coated, matt texture; RAL 9005; opal PMMA diffuser; PCB 3-step binning; phase-cut dim; light colour 3000 K; binning initial MacAdam ≤ 3 SDCM; CRI ≥ 90 ; CRI (Colour Rendering Index) ≥ 90 ; 220 - 240 V; degree of protection IP20; Class 1; driver included; light source replaceable by Wever & Ducré or by a professional with explicit authorization; control gear replaceable by end-user;

GENERAL

Wall _____

Surface _____

Black Matt _____

RAL 9005 ^a _____

IP20 _____

Interior _____

965 lm _____

CIE flux code: 11 35 66 50 100 _____

LED

3000 K _____

CRI ≥ 90 _____

L80 / 50000h _____

initial MacAdam ≤ 3 SDCM _____

OPTICAL

Opal _____

ELECTRICAL

phase-cut dim _____

220 - 240 V _____

system 10.2 W _____

Class 1 _____

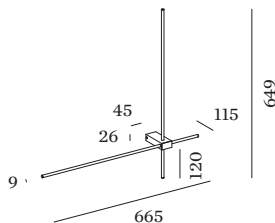
PHYSICAL

diameter 665 mm _____

height 649 mm _____

0.2 kg _____

^a Colour may deviate slightly due to production conditions.



[‘370884B5’] The technical data represent rated values for an ambient temperature of 25°C. The data values for the luminous flux are initially subject to a tolerance of +/- 10%, those for the electrical connected load are initially subject to a tolerance of +/- 10%, and those for the colour temperature are initially subject to a tolerance of +/- 150 K. No liability is assumed for typographical or printing errors. The general terms and conditions of Wever & Ducré BV apply.



Maintenance Factor

Operating Time [h]	10.000	20.000	30.000	40.000	50.000
LLMF	0.98	0.96	0.94	0.93	0.91
LSF	1	1	1	1	1

MF	$LMF \times RSMF \times LLMF \times LSF$	RSMF ^a	Room Surface Maintenance Factor
MF	Maintenance Factor	LLMF	Lamp Lumens Maintenance Factor
LMF ^a	Luminaire Maintenance Factor	LSF	Lamp Survival Factor

^aAccording to "CIE 97, Maintenance of indoor electric lighting systems", 2005, ISBN 3-900-734-34-8. The values must be determined by the planner.

MOUNTING ACCESSORIES

Wall-/Base-Spacer

Type	Colour	L·W·H (MM)	Item number
FINLIN	Black	45-26-18	900195B0