



PROJECT _____

TYPE _____

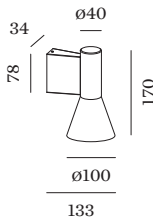
NOTES _____

QUANTITY _____

DATE _____



Wall surface luminaire made from die-cast aluminium; surface Gold wet painted; matt texture; up or down light emission; lamp socket GU10; lamp type PAR16; max. 12W; 100 - 240 V; degree of protection IP20; Class 1; lamp not included;



GENERAL

Wall _____
 Surface _____
 Gold _____
 IP20 _____
 Interior _____
 direct 415 430 lm _____
 total 415 430 lm _____

LED

lamp PAR16 _____
 socket GU10 _____
 max. per socket 12.0 W _____
 CRI ≥ 90 _____

ELECTRICAL

100 - 240 V _____
 Class 1 _____

PHYSICAL

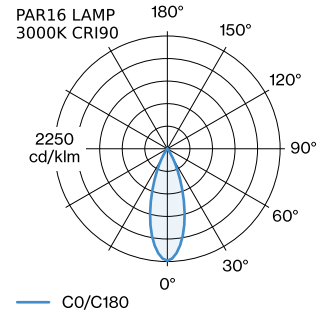
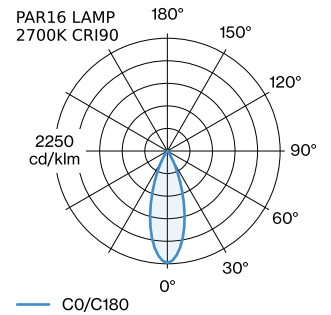
diameter 100 mm _____
 height 170 mm _____
 0.8 kg _____

MEASURED LAMPS

PAR16 LAMP 2700K CRI90 _____
 6.5 W _____

PAR16 LAMP 3000K CRI90 _____
 6.5 W _____

LIGHT DISTRIBUTION



[‘387120GG0’] The technical data represent rated values for an ambient temperature of 25°C. The data values for the luminous flux are initially subject to a tolerance of +/- 10%, those for the electrical connected load are initially subject to a tolerance of +/- 10%, and those for the colour temperature are initially subject to a tolerance of +/- 150 K. No liability is assumed for typographical or printing errors. The general terms and conditions of Wever & Ducré BV apply.

387120GG0



ELECTRICAL ACCESSORIES

LED LAMPS

Colour

Black Texture

Black Texture

Item number

W901228B3

W901228B5

LAMPS

PAR16 LED Lamp

Type

2700K | >90 CRI | GU10

3000K | >90 CRI | GU10

2700K | >80 CRI | GU10

3000K | >80 CRI | GU10

Colour

White

White

Silver

Silver

Ø·H (MM)

50·60

50·60

50·60

50·60

Item number

901228W3

901228W5

905227S2

905227S4