



**PROJECT** \_\_\_\_\_

**TYPE** \_\_\_\_\_

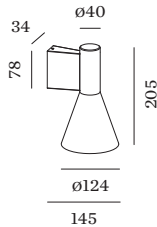
**NOTES** \_\_\_\_\_

**QUANTITY** \_\_\_\_\_

**DATE** \_\_\_\_\_



Wall surface luminaire made from die-cast aluminium; surface Gold wet painted; matt texture; up or down light emission; lamp socket GU10; lamp type PAR16; max. 12W; 100 - 240 V; degree of protection IP20; Class 1; lamp not included;



**GENERAL**

Wall \_\_\_\_\_  
 Surface \_\_\_\_\_  
 Gold \_\_\_\_\_  
 IP20 \_\_\_\_\_  
 Interior \_\_\_\_\_  
 direct 385 405 lm \_\_\_\_\_  
 total 385 405 lm \_\_\_\_\_

**MEASURED LAMPS**

PAR16 LAMP 2700K CRI90 \_\_\_\_\_  
 6.5 W \_\_\_\_\_

PAR16 LAMP 3000K CRI90 \_\_\_\_\_  
 6.5 W \_\_\_\_\_

**LED**

lamp PAR16 \_\_\_\_\_  
 socket GU10 \_\_\_\_\_  
 max. per socket 12.0 W \_\_\_\_\_  
 CRI ≥ 90 \_\_\_\_\_

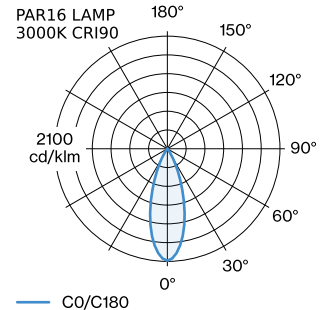
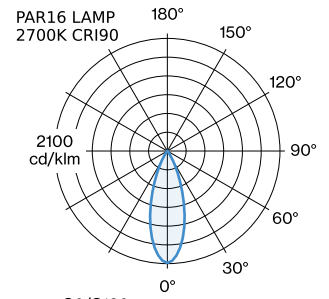
**ELECTRICAL**

100 - 240 V \_\_\_\_\_  
 Class 1 \_\_\_\_\_

**PHYSICAL**

diameter 124 mm \_\_\_\_\_  
 height 205 mm \_\_\_\_\_  
 0.34 kg \_\_\_\_\_

**LIGHT DISTRIBUTION**



[‘387220GGO’] The technical data represent rated values for an ambient temperature of 25°C. The data values for the luminous flux are initially subject to a tolerance of +/- 10%, those for the electrical connected load are initially subject to a tolerance of +/- 10%, and those for the colour temperature are initially subject to a tolerance of +/- 150 K. No liability is assumed for typographical or printing errors. The general terms and conditions of Wever & Ducré BV apply.

387220GG0



## ELECTRICAL ACCESSORIES

### LED LAMPS

Colour	Item number
Black Texture	W901228B3
Black Texture	W901228B5

## LAMPS

### PAR16 LED Lamp

Type	Colour	Ø·H (MM)	Item number
2700K   >90 CRI   GU10	White	50·60	901228W3
3000K   >90 CRI   GU10	White	50·60	901228W5
2700K   >80 CRI   GU10	Silver	50·60	905227S2
3000K   >80 CRI   GU10	Silver	50·60	905227S4