




**PROJECT** \_\_\_\_\_

**TYPE** \_\_\_\_\_

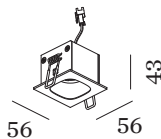
**NOTES** \_\_\_\_\_

**QUANTITY** \_\_\_\_\_

**DATE** \_\_\_\_\_



Rectangular ceiling recessed downlight made from die-cast aluminium; housing Black Matt powder coated; matt texture; with reflector in Gold wet painted; matt smooth; installation without tools using wire springs; suitable for ceiling thickness of 4-25 mm; recessed depth 85 mm; with COB (Chip on Board) technology for maximum efficiency; light colour 2700 K; binning initial MacAdam  $\leq 2$  SDCM; CRI  $\geq 90$ ; degree of protection IP20; Class 3; IC rated; UGR  $\leq 16$ ; driver not included; light source replaceable by Wever & Ducré or by a professional with explicit authorization;



**GENERAL**

Ceiling \_\_\_\_\_  
 Recessed \_\_\_\_\_  
 Black Matt + Gold \_\_\_\_\_  
 RAL 9005 <sup>a</sup> \_\_\_\_\_  
 IP20 \_\_\_\_\_  
 IC rated \_\_\_\_\_  
 Interior \_\_\_\_\_  
 CIE flux code: 98 99 100 100 100 \_\_\_\_\_

**LED**

2700 K \_\_\_\_\_  
 CRI  $\geq 90$  \_\_\_\_\_  
 L70 / 55000h \_\_\_\_\_  
 initial MacAdam  $\leq 2$  SDCM \_\_\_\_\_

**OPTICAL**

Standard \_\_\_\_\_  
 beam angle 32° \_\_\_\_\_

**ELECTRICAL**

excl. driver \_\_\_\_\_  
 9 V \_\_\_\_\_  
 inset 4.3 W \_\_\_\_\_  
 Class 3 \_\_\_\_\_

**PHYSICAL**

length 56 mm \_\_\_\_\_  
 width 56 mm \_\_\_\_\_  
 height 43 mm \_\_\_\_\_  
 0.09 kg \_\_\_\_\_  
 wire springs \_\_\_\_\_

**CUTOUT**

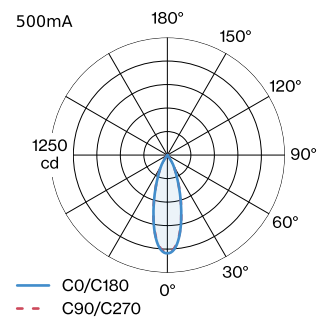
length 50 mm \_\_\_\_\_  
 width 50 mm \_\_\_\_\_  
 min. ceiling thickness 4 mm \_\_\_\_\_  
 max. ceiling thickness 25 mm \_\_\_\_\_  
 recessed depth 85 mm \_\_\_\_\_

<sup>a</sup> Colour may deviate slightly due to production conditions.

**MEASURED DRIVER**

500mA \_\_\_\_\_  
 395 lm \_\_\_\_\_  
 5.7 W \_\_\_\_\_

**LIGHT DISTRIBUTION**



[150161K3] The technical data represent rated values for an ambient temperature of 25°C. The data values for the luminous flux are initially subject to a tolerance of +/- 10%, those for the electrical connected load are initially subject to a tolerance of +/- 10%, and those for the colour temperature are initially subject to a tolerance of +/- 150 K. No liability is assumed for typographical or printing errors. The general terms and conditions of Wever & Ducré BV apply.



**CONE DIAGRAM**

standard 32° 500mA

h (m)	E0° (lx)	ø (m)
1	1040	0.57
2	260	1.14
3	120	1.72
4	70	2.29
5	40	2.86

**Maintenance Factor**

Operating Time [h]	10.000	20.000	30.000	40.000	50.000
LLMF	0.9	0.88	0.85	0.83	0.81
LSF	1	1	1	1	1

MF	LMF × RSMF × LLMF × LSF	RSMF <sup>a</sup>	Room Surface Maintenance Factor
MF	Maintenance Factor	LLMF	Lamp Lumens Maintenance Factor
LMF <sup>a</sup>	Luminaire Maintenance Factor	LSF	Lamp Survival Factor

<sup>a</sup>According to "CIE 97, Maintenance of indoor electric lighting systems", 2005, ISBN 3-900-734-34-8. The values must be determined by the planner.

**ELECTRICAL ACCESSORIES**

**Driver**

Type	Voltage	L·W·H (MM)	Item number
6.5W   500mA   7-13V   phase-cut dim	7-13V	122-41-23	90224301
20W   500mA   3-40V   DALI	3-40V	116-40.5-22	90244604
24W   500mA   6-49V	6-49V	143-43-30	90244701

**OPTICAL ACCESSORIES**

**Honeycomb Louver**

Type	Colour	Ø (MM)	Item number
BLIEK PETIT   CENO   LECA   PIRRO	Black	29	90051131

[150161K3] The technical data represent rated values for an ambient temperature of 25°C. The data values for the luminous flux are initially subject to a tolerance of +/- 10%, those for the electrical connected load are initially subject to a tolerance of +/- 10%, and those for the colour temperature are initially subject to a tolerance of +/- 150 K. No liability is assumed for typographical or printing errors. The general terms and conditions of Wever & Ducré BV apply.