



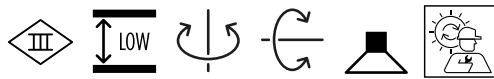
PROJECT _____

TYPE _____

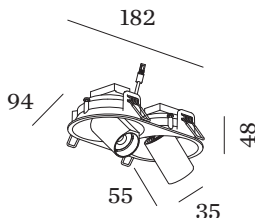
NOTES _____

QUANTITY _____

DATE _____



Oval ceiling recessed downlight made from die-cast aluminium; adjustable; surface Black Matt; powder coated, matt texture; RAL 9005; inner ring black; installation without tools using wire springs; suitable for ceiling thickness of 4-23 mm; recessed depth 60 mm; with COB (Chip on Board) technology for maximum efficiency; light colour 3000 K; binning initial MacAdam ≤ 2 SDCM; CRI ≥ 90 ; beam angle 31°; 355° rotatable and 60° tiltable; degree of protection IP20; Class 3; IC rated; driver not included; light source replaceable by Wever & Ducré or by a professional with explicit authorization;



GENERAL

Ceiling _____
 Semi-Recessed _____
 tilt max 60 ° _____
 rotation 355 ° _____
 Black Matt _____
 RAL 9005 ^a _____
 IP20 _____
 IC rated _____
 Interior _____
 CIE flux code: 99 100 100 100 _____
 100 _____

LED

3000 K _____
 CRI ≥ 90 _____
 L70 / 55000h _____
 initial MacAdam ≤ 2 SDCM _____

OPTICAL

Standard _____
 beam angle 31° _____

ELECTRICAL

excl. driver _____
 17 V _____
 inset 6.2 W _____
 total insets 12.3 W _____
 Class 3 _____

PHYSICAL

diameter 35 mm _____
 height 55 mm _____
 0.4 kg _____
 wire springs _____

CUTOUT

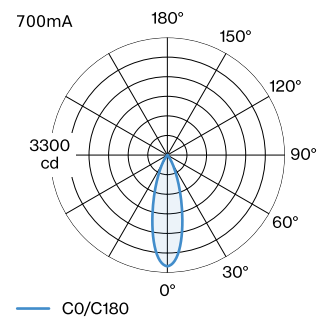
length 176 mm _____
 width 87 mm _____
 min. ceiling thickness 4 mm _____
 max. ceiling thickness 23 mm _____
 recessed depth 60 mm _____

^a Colour may deviate slightly due to production conditions.

MEASURED DRIVER

700mA _____
 1050 lm _____
 14.5 W _____

LIGHT DISTRIBUTION





CONE DIAGRAM

standard 30° 700mA

h (m)	E0° (lx)	ø (m)
1	1560	0.54
2	390	1.09
3	170	1.63
4	100	2.18
5	60	2.72

Maintenance Factor

Operating Time [h]	10.000	20.000	30.000	40.000	50.000
LLMF	0.9	0.88	0.85	0.83	0.81
LSF	1	1	1	1	1

MF	LMF × RSMF × LLMF × LSF	RSMF ^a	Room Surface Maintenance Factor
MF	Maintenance Factor	LLMF	Lamp Lumens Maintenance Factor
LMF ^a	Luminaire Maintenance Factor	LSF	Lamp Survival Factor

^aAccording to "CIE 97, Maintenance of indoor electric lighting systems", 2005, ISBN 3-900-734-34-8. The values must be determined by the planner.

ELECTRICAL ACCESSORIES

Driver

Type	Voltage	L·W·H (MM)	Item number
15W 700mA 12-20V phase-cut dim	12-20V	122·41·23	90225502
28W 700mA 6-40V	6-40V	143·43·30	90245704
28W 700mA 3-40V DALI	3-40V	136·42,5·24	90245801

OPTICAL ACCESSORIES

Honeycomb Louver

Type	Colour	Ø (MM)	Item number
BLIEK PETIT CENO LECA PIRRO	Black	29	90051131

[164261B5] The technical data represent rated values for an ambient temperature of 25°C. The data values for the luminous flux are initially subject to a tolerance of +/- 10%, those for the electrical connected load are initially subject to a tolerance of +/- 10%, and those for the colour temperature are initially subject to a tolerance of +/- 150 K. No liability is assumed for typographical or printing errors. The general terms and conditions of Wever & Ducré BV apply.