WEVER & DUCRÉ LIGHTING

MATCH 2.0

190251B3

PROJECT

TYPE

NOTES

QUANTITY

DATE



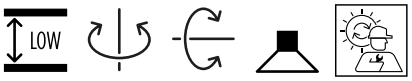

Ceiling recessed luminaire with 2 spotlights; made from die-cast aluminium with base; surface Black Matt; powder coated, matt texture; RAL 9011; installation without tools using wire springs; suitable for ceiling thickness of 4-26 mm; recessed depth 60mm; with COB (Chip on Board) technology for maximum efficiency; light colour 2700 K; ≤ 2 SDCM (initial MacAdam); CRI ≥ 90; beam angle 30°; spotlight head 350° rotatable and 90° tiltable; degree of protection IP20; Class 3; IC rated; driver not included; light source replaceable by Wever & Ducré or by a professional with explicit authorization;

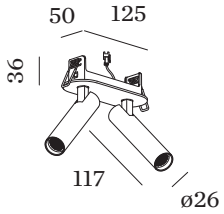

LUMINAIRE

Ceiling
Semi-Recessed
tilt max 90 °
rotation 350 °
Black Matt
RAL 9011 [a]
IP20
IC rated
Interior
spots: 2
per spot 515 lm
1030 lm / 700mA

LED MODULE

2700 K
CRI ≥ 90
L80 / 50000h
≤ 2 SDCM (initial MacAdam)
515 lm / 700mA
85 lm/W [b]
6.1 W [b]

OPTICAL

Medium (standard)
beam angle 30°
CIE flux code: 97 100 100 100 100

ELECTRICAL

excl. driver
17 V
total insets 12.2 W
Class III

PHYSICAL

length 26 mm
width 125 mm
height 117 mm
0.27 kg
wire springs

CUTOUT

length 105 mm
width 30 mm
min. ceiling thickness 4 mm
max. ceiling thickness 26 mm
recessed depth 60 mm

[a] Colour may deviate slightly due to production conditions
[b] Without electrical and optical losses

LIGHT DISTRIBUTION

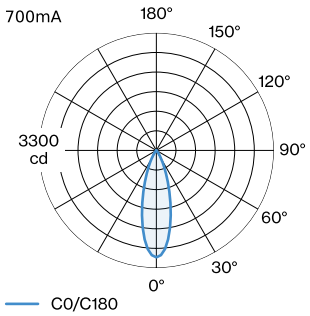

CONE DIAGRAM

medium (standard) 700mA

h (m)	E0° (lx)	ø (m)
1	1500	0.54
2	380	1.09
3	170	1.63
4	90	2.18
5	60	2.72

Maintenance Factor

Operating Time [h]	10.000	20.000	30.000	40.000	50.000
LLMF	0.99	0.98	0.97	0.96	0.95
LSF	1	1	1	1	1

MF	LMF × RSMF × LLMF × LSF	RSMF[a]	Room Surface Maintenance Factor
MF	Maintenance Factor	LLMF	Lamp Lumens Maintenance Factor
LMF[a]	Luminaire Maintenance Factor	LSF	Lamp Survival Factor

[a]According to "CIE 97, Maintenance of indoor electric lighting systems", 2005, ISBN 3-900-734-34-8. The values must be determined by the planner.

ELECTRICAL ACCESSORIES

DRIVER

TYPE	COLOUR	VOLTAGE	L·W·H (MM)	ITEM NUMBER
15.4W | 700mA | 12-22V | 100-277VAC		12-22V	63·40·23	90215501
15W | 700mA | 12-20V | phase-cut dim | 220-240VAC		12-20V	122·41·23	90225502
30W | 700mA | 10-42V | phase cut TE | IP65 | 110-277VAC		10-42V	80·36·25	90225703
28W | 700mA | 6-40V | DALI-2 | 220-240VAC		6-40V	97·43·30	90245704

['190251B3'] The technical data represent rated values for an ambient temperature of 25°C. The data values for the luminous flux are initially subject to a tolerance of +/- 10%, those for the electrical connected load are initially subject to a tolerance of +/- 10%, and those for the colour temperature are initially subject to a tolerance of +/- 150 K. No liability is assumed for typographical or printing errors. The general terms and conditions of Wever & Ducré BV apply.

© Wever & Ducré BV · Spinnerijstraat 99/21 · 8500 Kortrijk · Belgium · www.weverducre.com